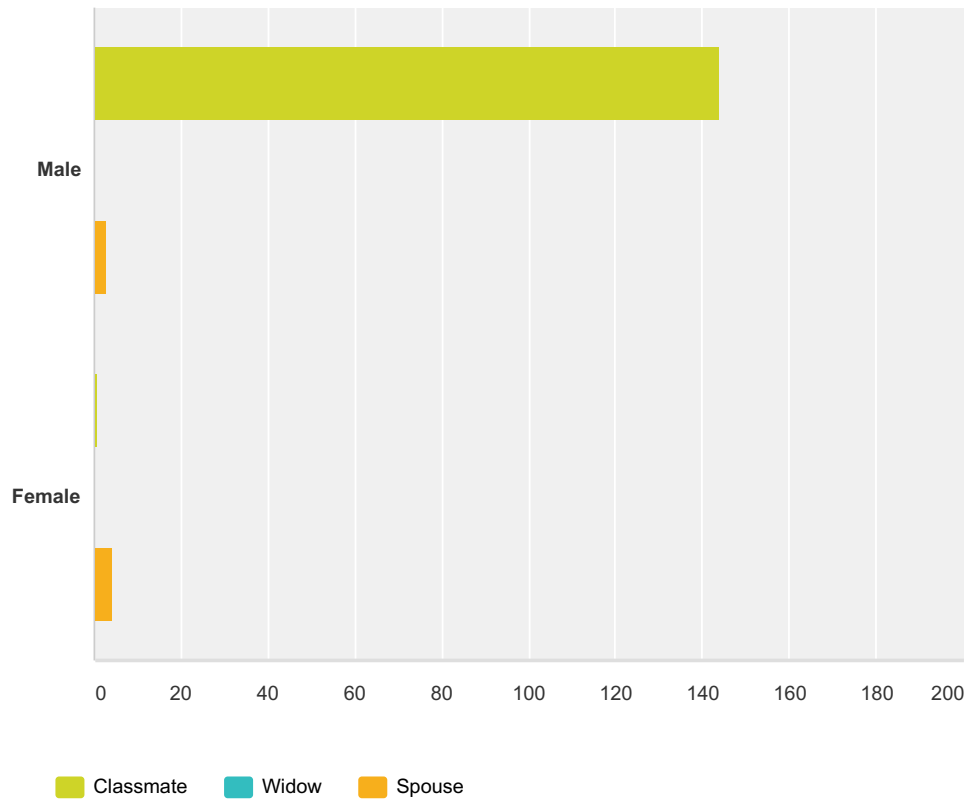


### Q1 Respondent

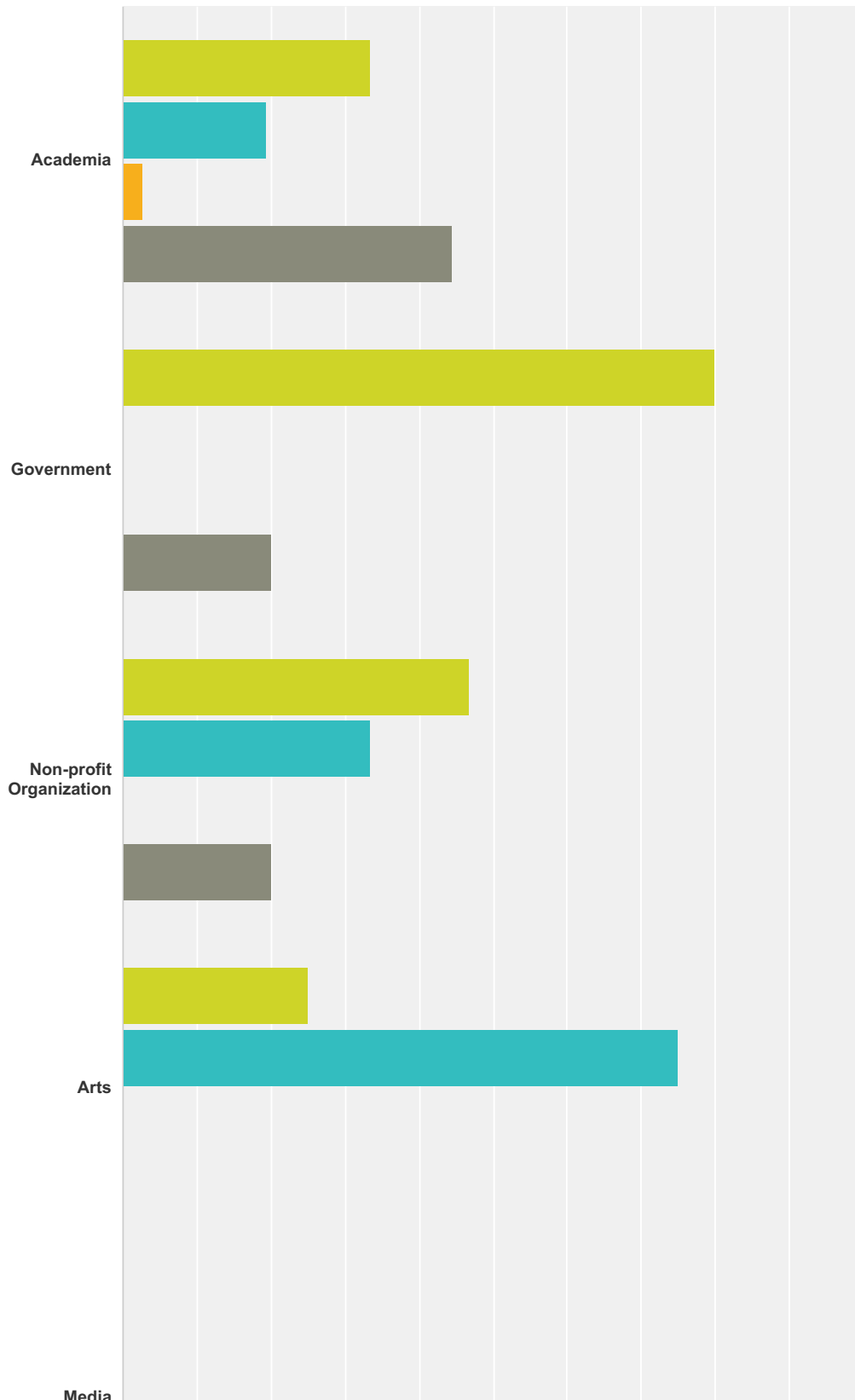
Answered: 149 Skipped: 0

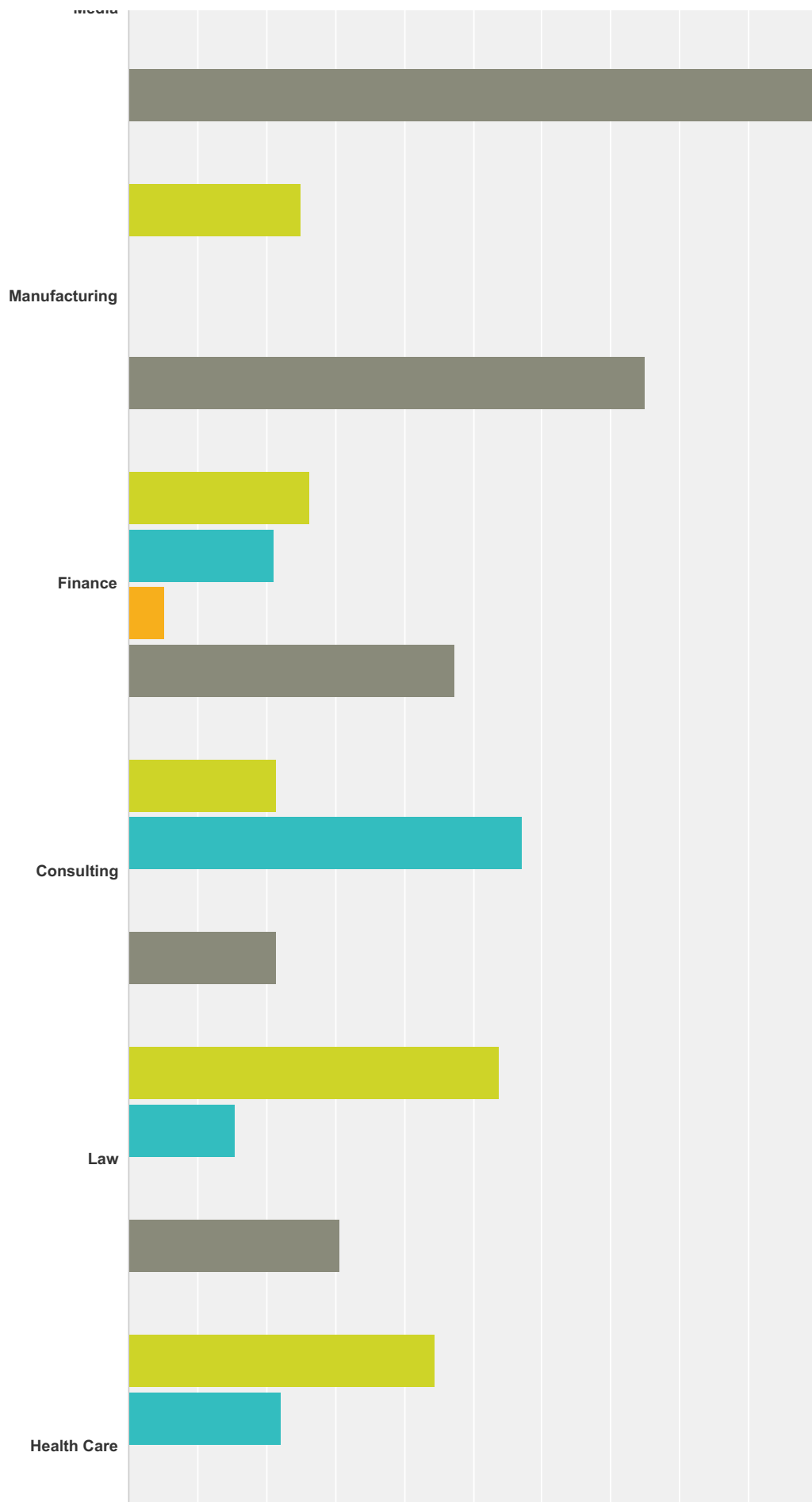


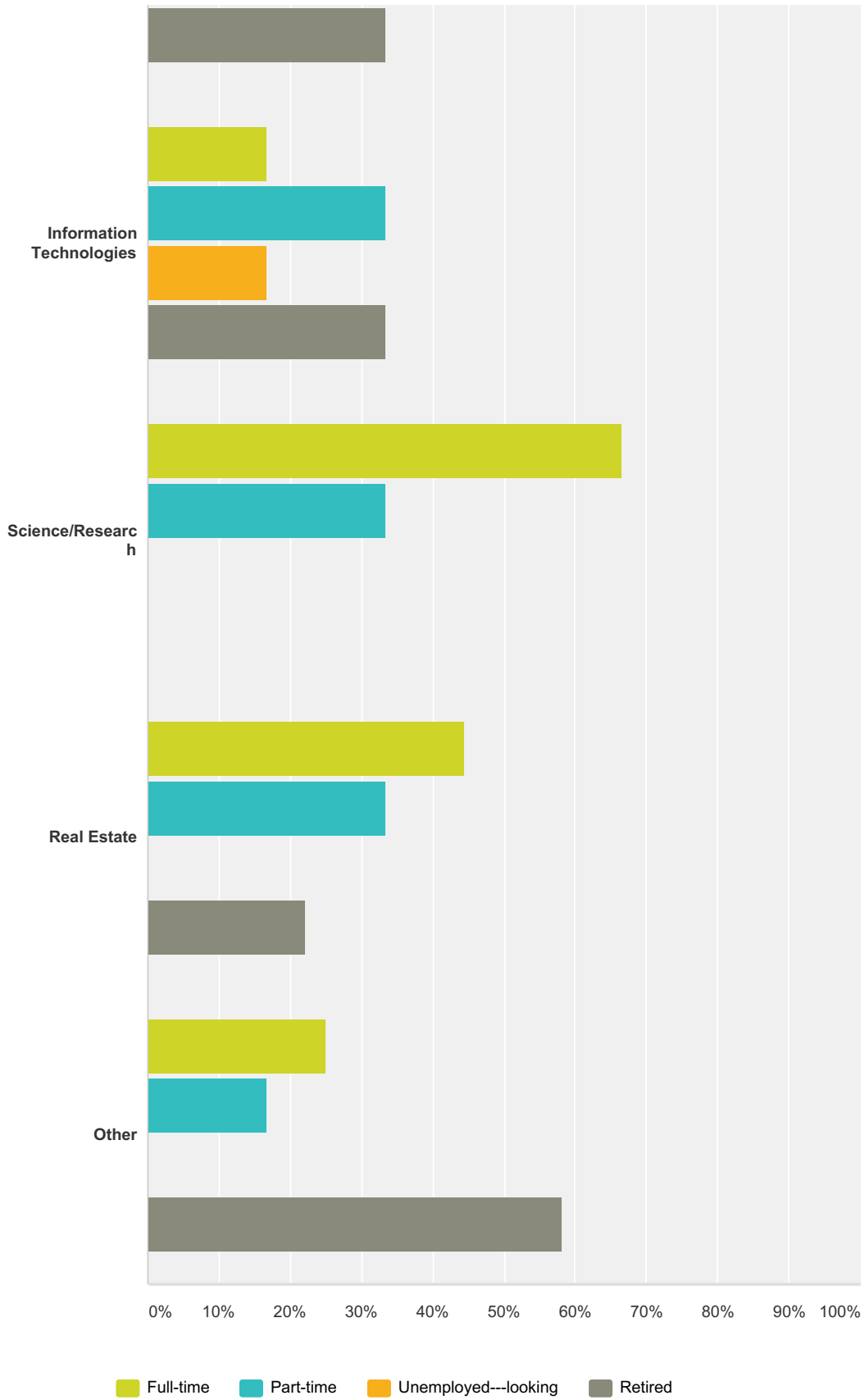
	Classmate	Widow	Spouse	Total	Weighted Average
Male	97.96% 144	0.00% 0	2.04% 3	147	0.06
Female	20.00% 1	0.00% 0	80.00% 4	5	2.40

### Q2 What is your most recent line of work, and what is your current employment status?

Answered: 145 Skipped: 4





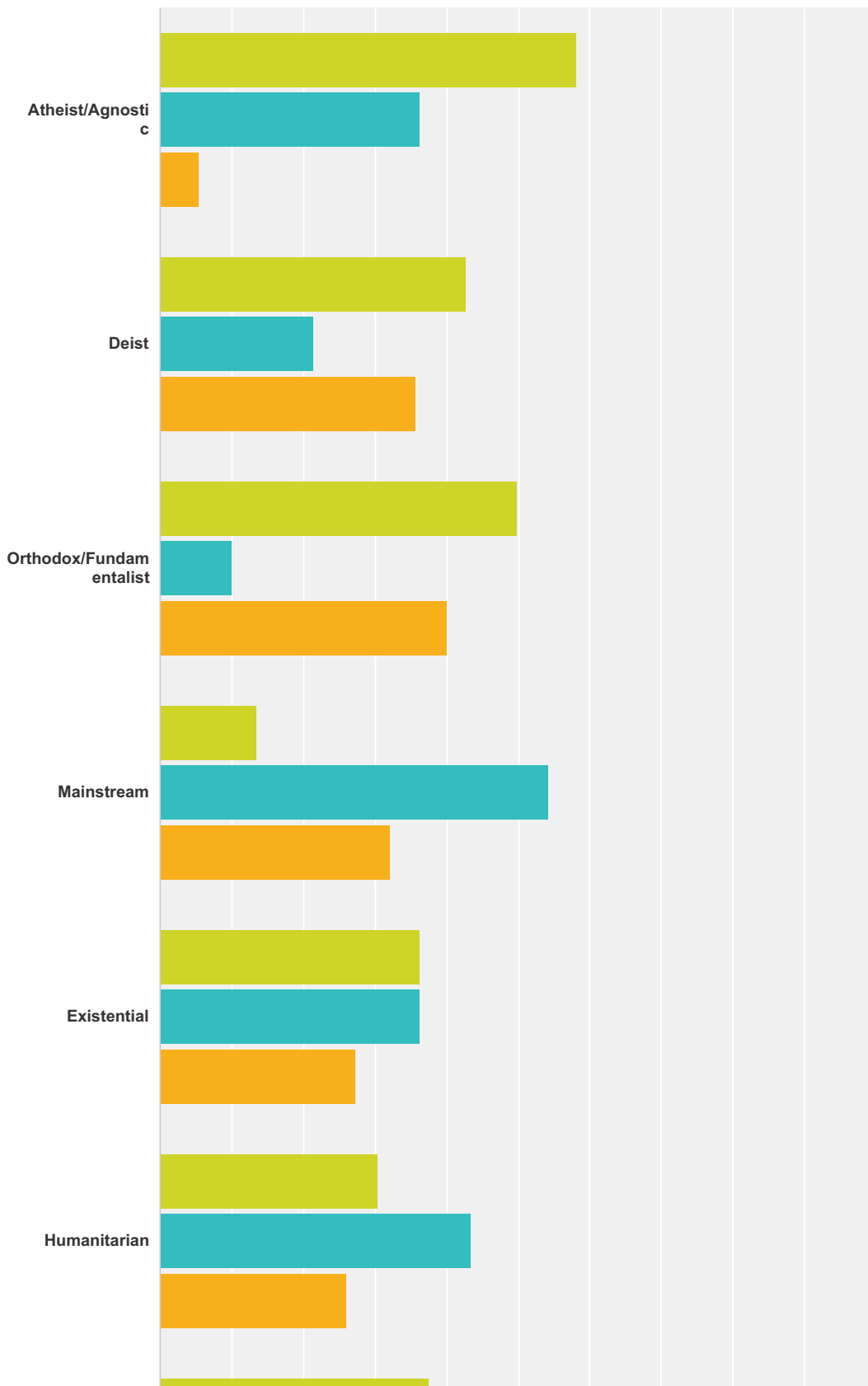


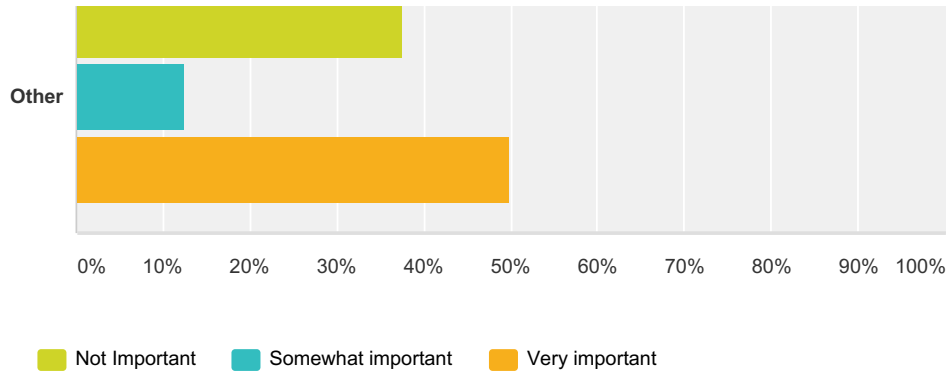
	Full-time	Part-time	Unemployed---looking	Retired	Total
--	-----------	-----------	----------------------	---------	-------

Academia	<b>33.33%</b> 12	<b>19.44%</b> 7	<b>2.78%</b> 1	<b>44.44%</b> 16	36
Government	<b>80.00%</b> 4	<b>0.00%</b> 0	<b>0.00%</b> 0	<b>20.00%</b> 1	5
Non-profit Organization	<b>46.67%</b> 7	<b>33.33%</b> 5	<b>0.00%</b> 0	<b>20.00%</b> 3	15
Arts	<b>25.00%</b> 1	<b>75.00%</b> 3	<b>0.00%</b> 0	<b>0.00%</b> 0	4
Media	<b>0.00%</b> 0	<b>0.00%</b> 0	<b>0.00%</b> 0	<b>100.00%</b> 1	1
Manufacturing	<b>25.00%</b> 1	<b>0.00%</b> 0	<b>0.00%</b> 0	<b>75.00%</b> 3	4
Finance	<b>26.32%</b> 5	<b>21.05%</b> 4	<b>5.26%</b> 1	<b>47.37%</b> 9	19
Consulting	<b>21.43%</b> 3	<b>57.14%</b> 8	<b>0.00%</b> 0	<b>21.43%</b> 3	14
Law	<b>53.85%</b> 14	<b>15.38%</b> 4	<b>0.00%</b> 0	<b>30.77%</b> 8	26
Health Care	<b>44.44%</b> 8	<b>22.22%</b> 4	<b>0.00%</b> 0	<b>33.33%</b> 6	18
Information Technologies	<b>16.67%</b> 1	<b>33.33%</b> 2	<b>16.67%</b> 1	<b>33.33%</b> 2	6
Science/Research	<b>66.67%</b> 2	<b>33.33%</b> 1	<b>0.00%</b> 0	<b>0.00%</b> 0	3
Real Estate	<b>44.44%</b> 4	<b>33.33%</b> 3	<b>0.00%</b> 0	<b>22.22%</b> 2	9
Other	<b>25.00%</b> 3	<b>16.67%</b> 2	<b>0.00%</b> 0	<b>58.33%</b> 7	12

### Q3 How would you describe your view on religion, and its importance in your life?

Answered: 139 Skipped: 10

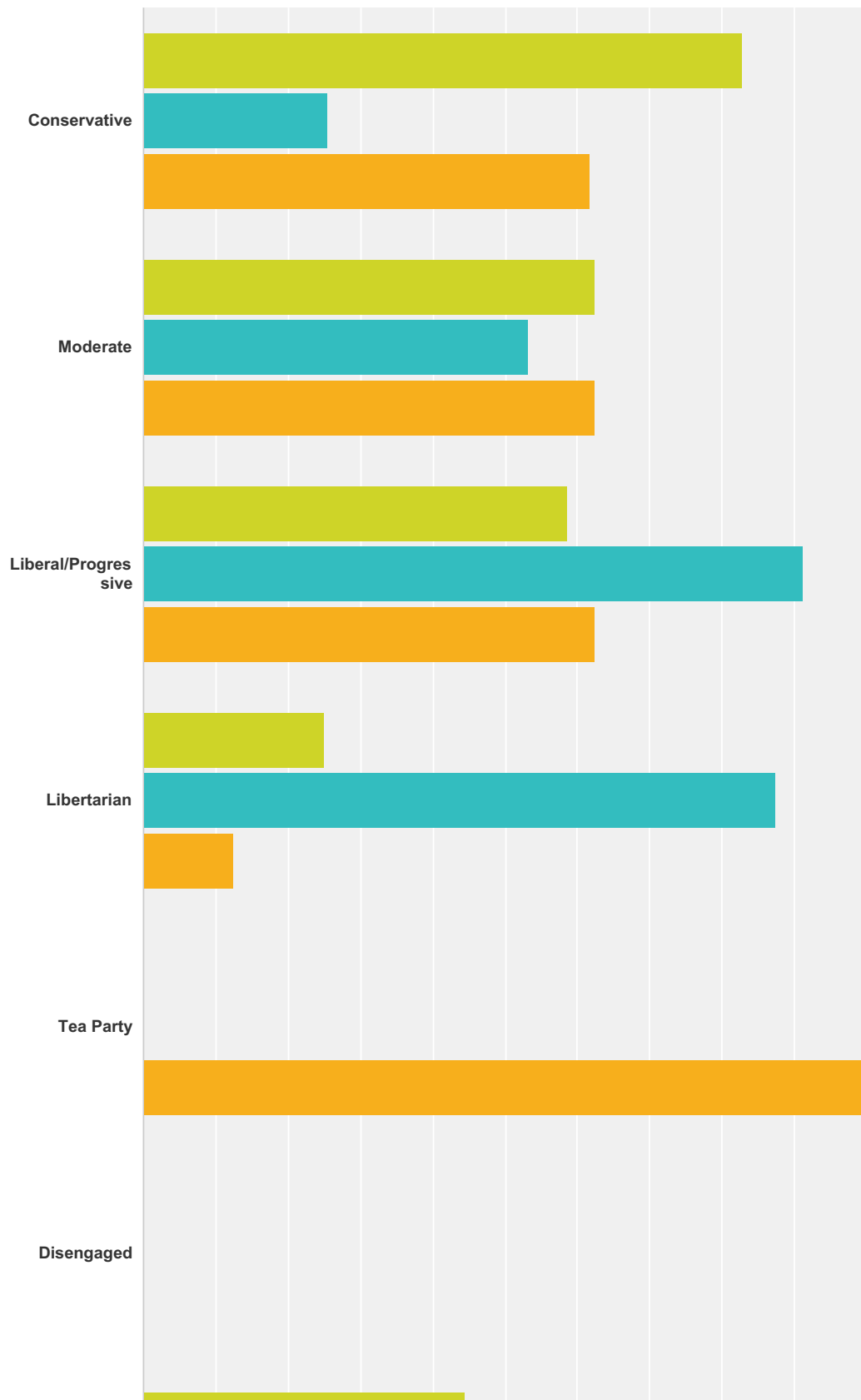




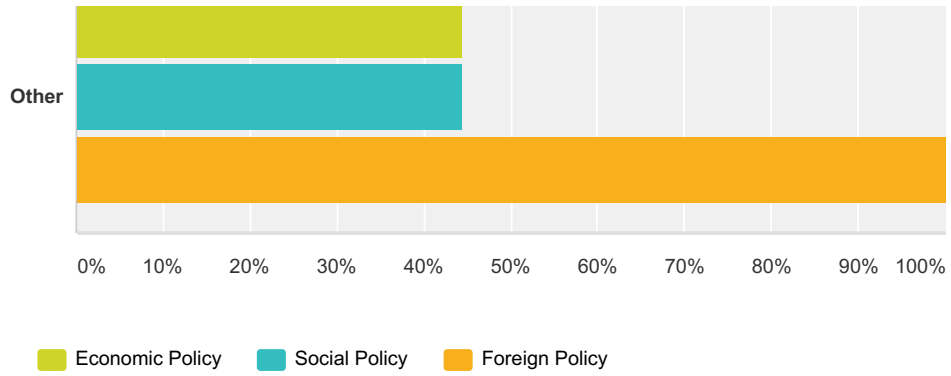
	Not Important	Somewhat important	Very important	Total
Atheist/Agnostic	58.18% 32	36.36% 20	5.45% 3	55
Deist	42.86% 6	21.43% 3	35.71% 5	14
Orthodox/Fundamentalist	50.00% 5	10.00% 1	40.00% 4	10
Mainstream	13.56% 8	54.24% 32	32.20% 19	59
Existential	36.36% 4	36.36% 4	27.27% 3	11
Humanitarian	30.43% 7	43.48% 10	26.09% 6	23
Other	37.50% 3	12.50% 1	50.00% 4	8

### Q4 Where would you place yourself on the political spectrum?

Answered: 141 Skipped: 8



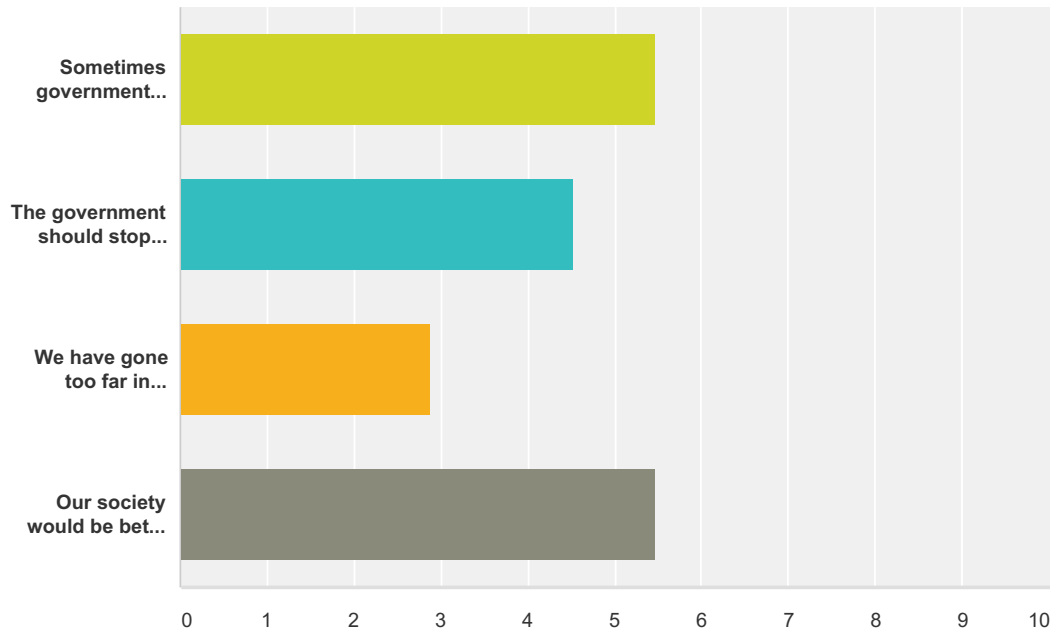




	Economic Policy	Social Policy	Foreign Policy	Total Respondents
Conservative	82.98% 39	25.53% 12	61.70% 29	47
Moderate	62.34% 48	53.25% 41	62.34% 48	77
Liberal/Progressive	58.75% 47	91.25% 73	62.50% 50	80
Libertarian	25.00% 2	87.50% 7	12.50% 1	8
Tea Party	0.00% 0	0.00% 0	100.00% 1	1
Disengaged	0.00% 0	0.00% 0	0.00% 0	0
Other	44.44% 4	44.44% 4	100.00% 9	9

### Q5 Finally, please provide responses to the following statements

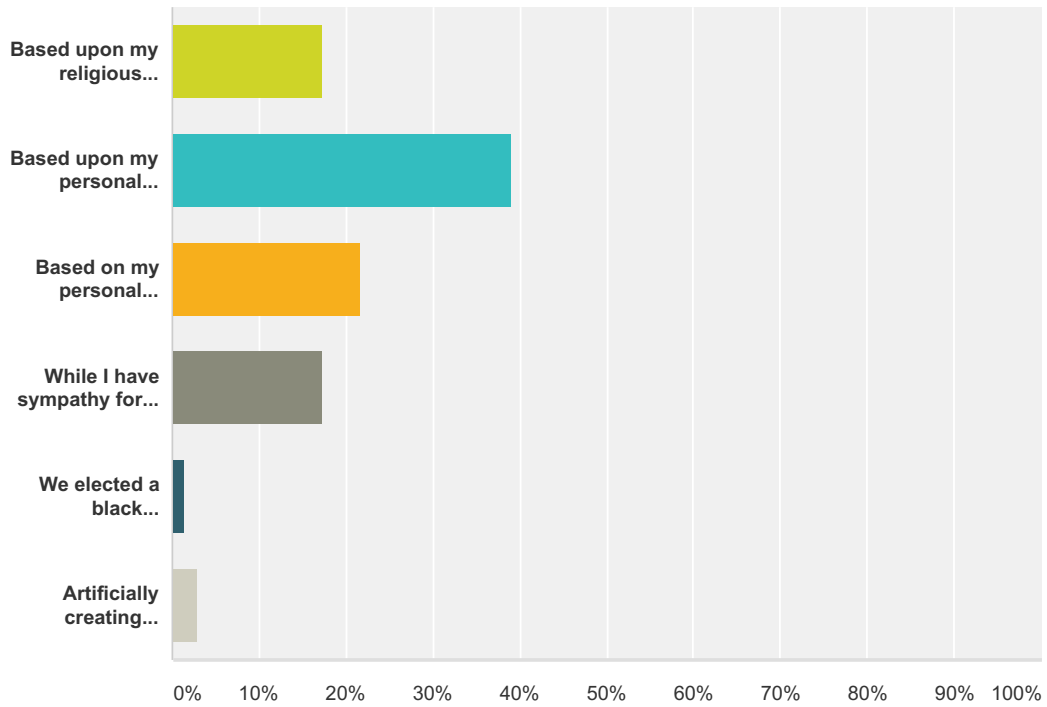
Answered: 143 Skipped: 6



	Strongly disagree	Moderately disagree	Slightly disagree	Slightly agree	Moderately agree	Strongly agree	Total	Weighted Average
Sometimes government needs to make laws that keep people from hurting themselves	5.59% 8	8.39% 12	4.20% 6	19.58% 28	34.27% 49	27.97% 40	143	5.47
The government should stop telling people how to live their lives	11.43% 16	21.43% 30	16.43% 23	11.43% 16	20.00% 28	19.29% 27	140	4.54
We have gone too far in pushing equal rights in this country	48.95% 70	17.48% 25	6.29% 9	7.69% 11	13.29% 19	6.29% 9	143	2.89
Our society would be better off if the distribution of wealth was more equal	10.49% 15	5.59% 8	5.59% 8	15.38% 22	20.98% 30	41.96% 60	143	5.46

### Q6 Which of the following comes closest to describing your belief?

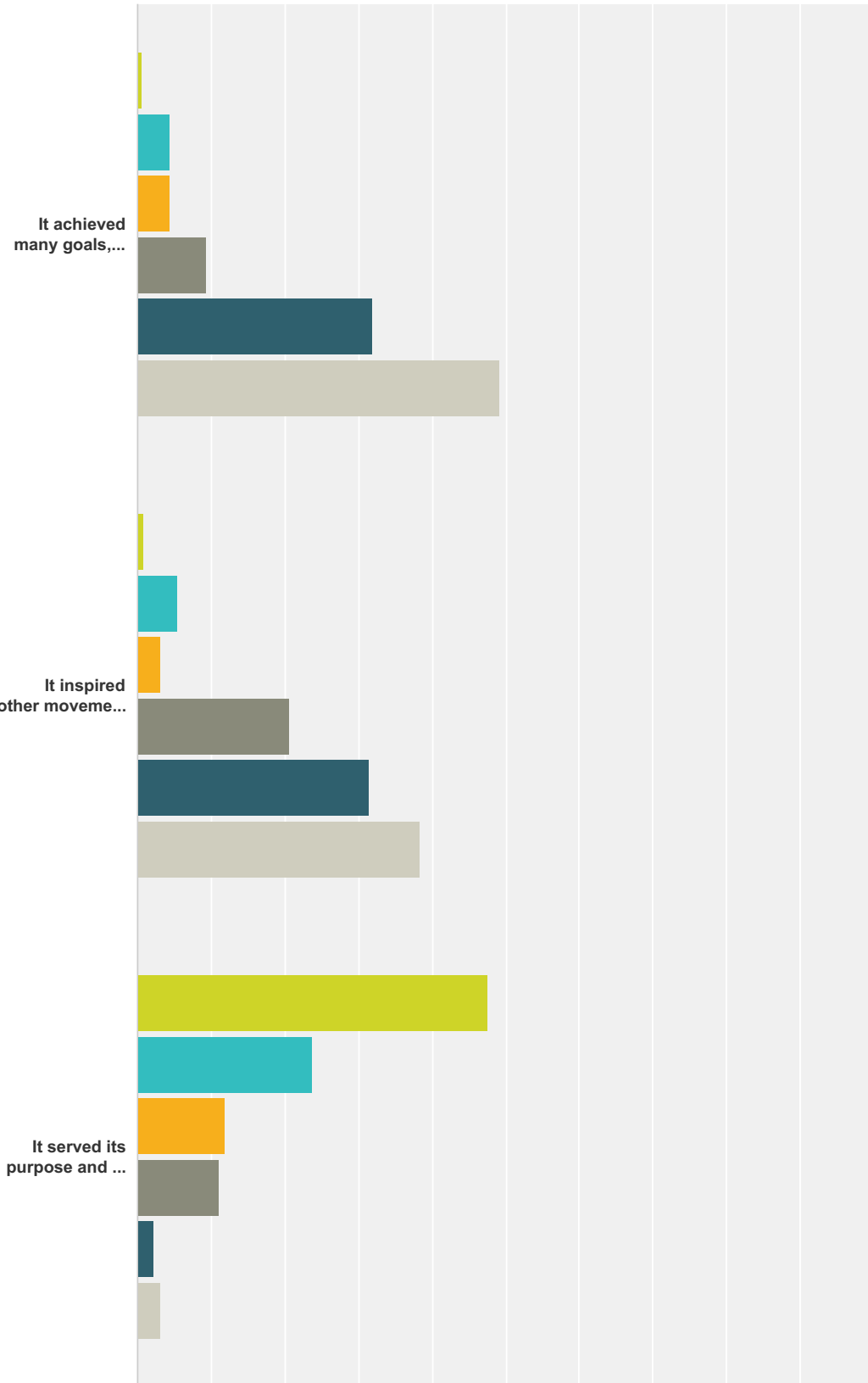
Answered: 138 Skipped: 11

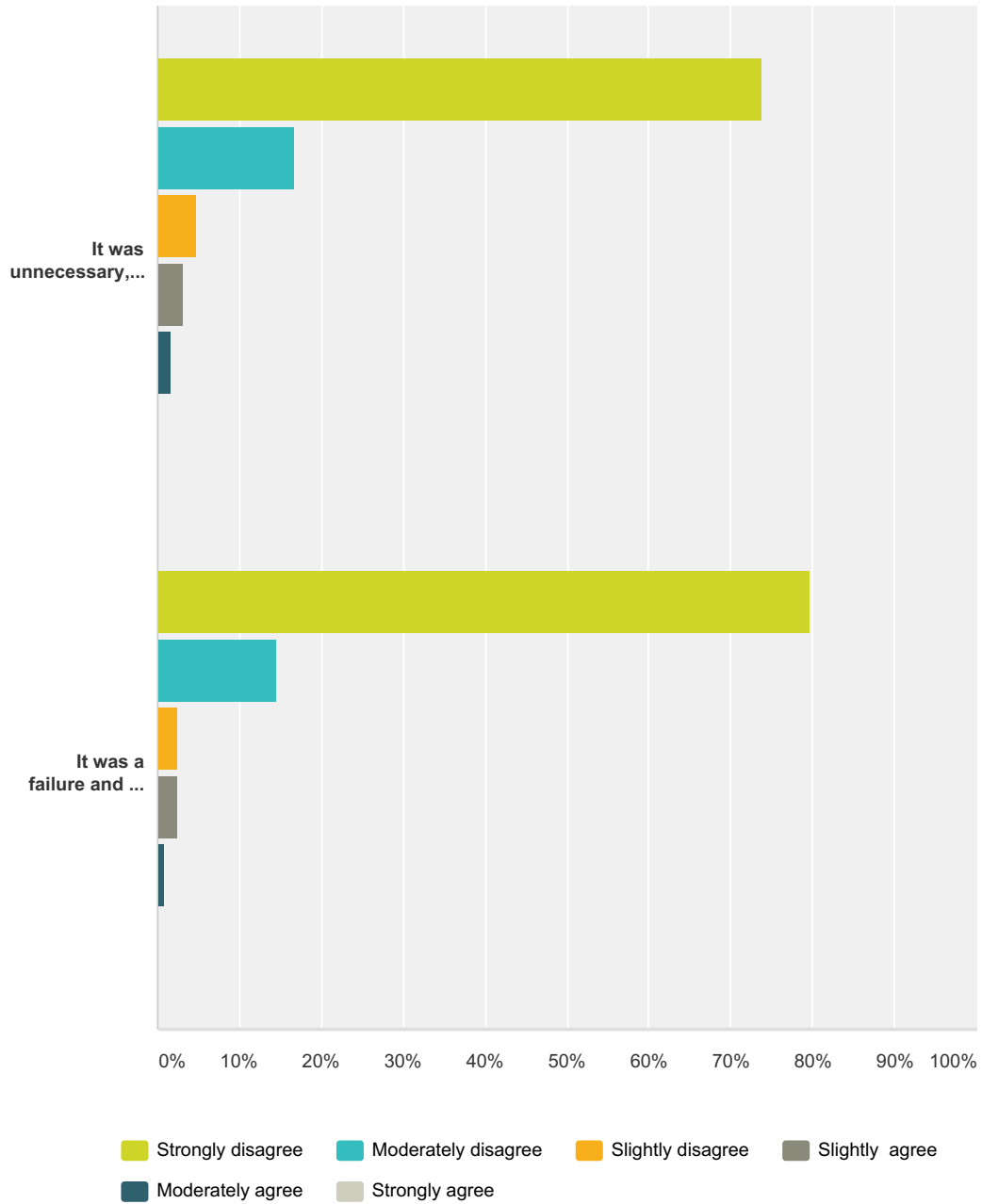


Answer Choices	Responses
Based upon my religious belief, I believe that we are all brothers and sisters and need to support each other	17.39% 24
Based upon my personal ethics, I believe that all people constitute a single family, and what we do for one we do for all	39.13% 54
Based on my personal philosophy, we are each accountable for our outcomes, and from where ever we start we need only look for and take advantage of opportunities to better ourselves and our families	21.74% 30
While I have sympathy for the plight of others, I must tend to the needs of my family before I try to help others	17.39% 24
We elected a black president; our history of racial discrimination is now behind us, so we need to do no more	1.45% 2
Artificially creating opportunities for disadvantaged people will come at the expense of those we hold dear	2.90% 4
<b>Total</b>	<b>138</b>

### Q7 Do you agree or disagree with these statements about the Civil Rights Movement of the 1960's?

Answered: 141 Skipped: 8





	Strongly disagree	Moderately disagree	Slightly disagree	Slightly agree	Moderately agree	Strongly agree	Total
It achieved many goals, benefited the country, but much remains to be done	0.72% 1	4.35% 6	4.35% 6	9.42% 13	31.88% 44	49.28% 68	138
It inspired other movements for change, benefiting the country	0.77% 1	5.38% 7	3.08% 4	20.77% 27	31.54% 41	38.46% 50	130
It served its purpose and is over	47.62% 60	23.81% 30	11.90% 15	11.11% 14	2.38% 3	3.17% 4	126
It was unnecessary, because the changes it sought would have happened anyway	73.81% 93	16.67% 21	4.76% 6	3.17% 4	1.59% 2	0.00% 0	126
It was a failure and did more harm than good	79.84% 99	14.52% 18	2.42% 3	2.42% 3	0.81% 1	0.00% 0	124

**Q8 What are the major civil rights/social justice issues of today?**

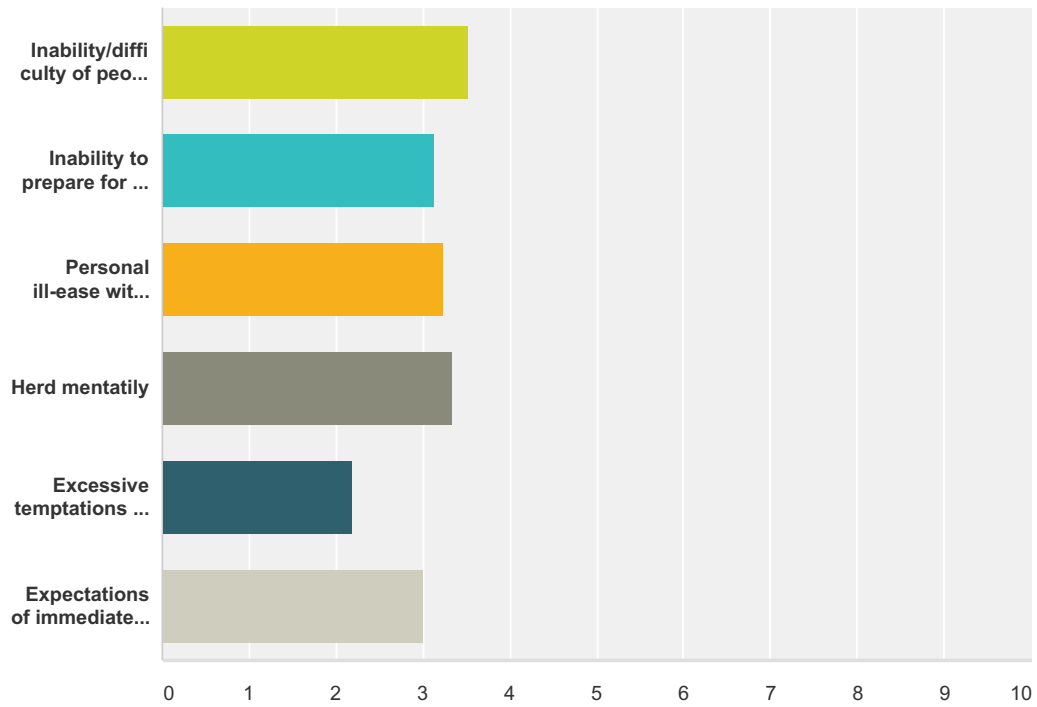
Answered: 117 Skipped: 32

### Q9 How should they be addressed?

Answered: 117 Skipped: 32

### Q10 Psychological Factors

Answered: 134 Skipped: 15

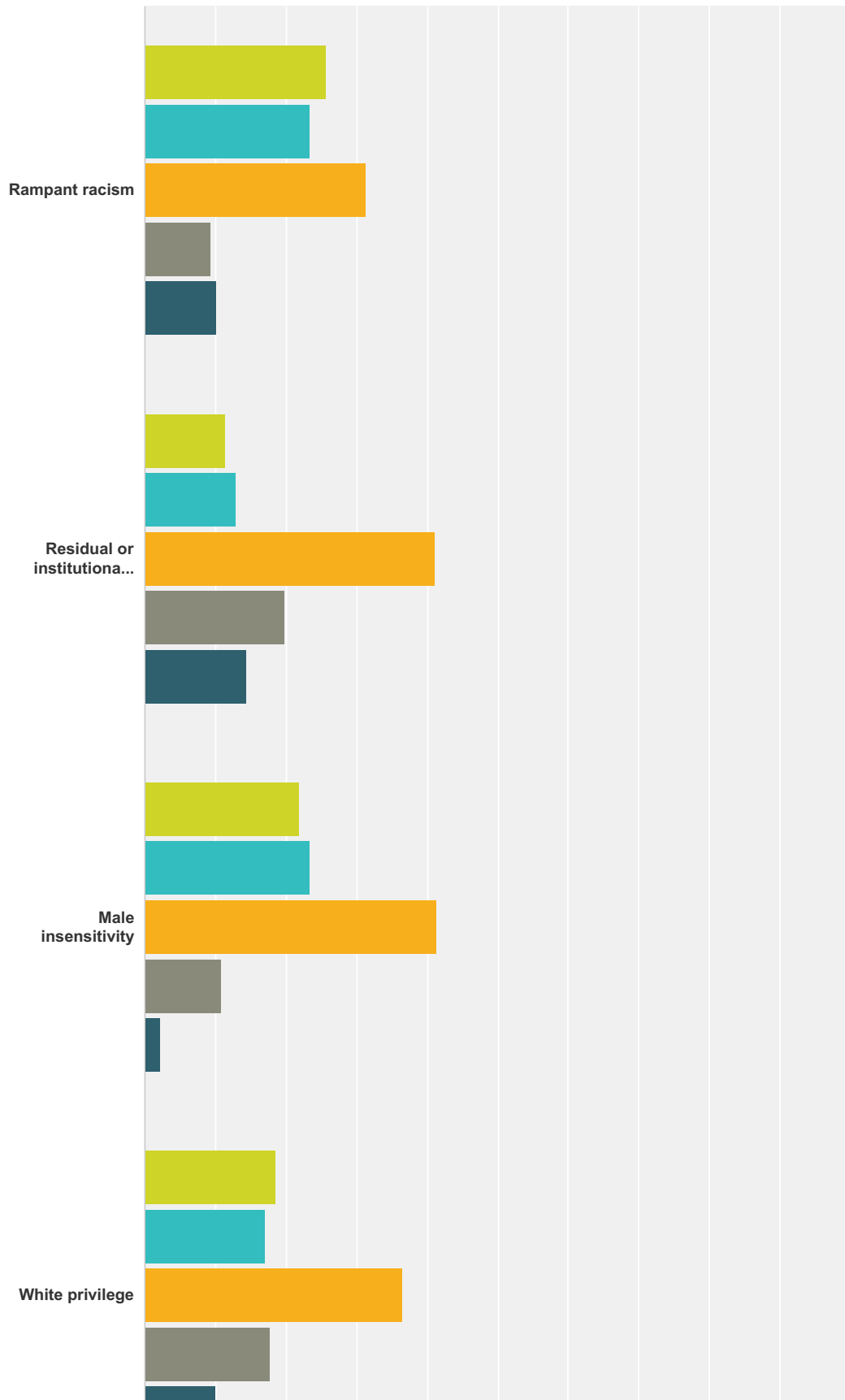


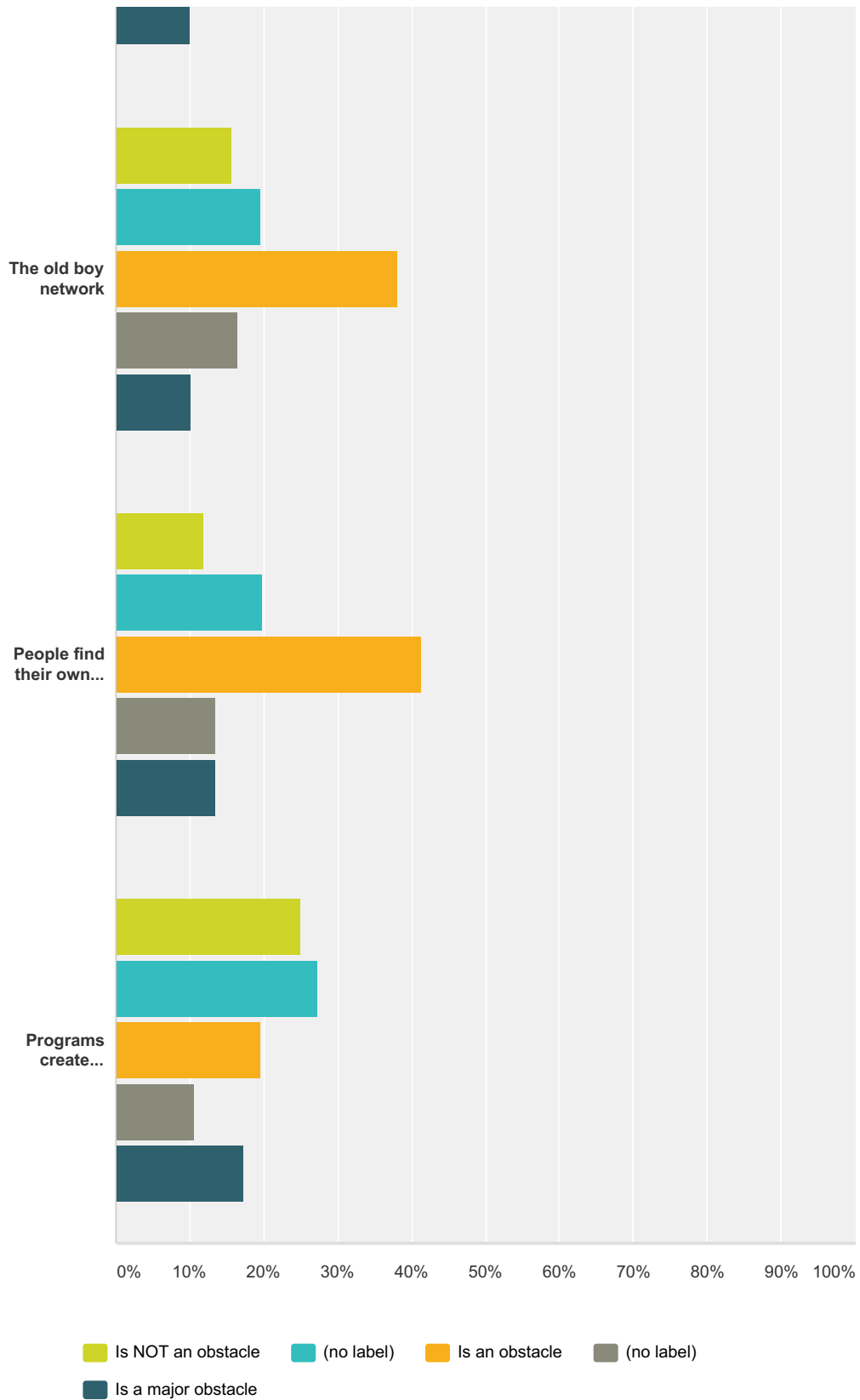
	Is NOT an obstacle	(no label)	Is an obstacle	(no label)	Is a major obstacle	Total	Weighted Average
Inability/difficulty of people to change	6.77% 9	7.52% 10	39.10% 52	20.30% 27	26.32% 35	133	3.52
Inability to prepare for the future	10.32% 13	11.11% 14	44.44% 56	22.22% 28	11.90% 15	126	3.14
Personal ill-ease with differences	9.23% 12	7.69% 10	46.92% 61	22.31% 29	13.85% 18	130	3.24
Herd mentality	4.10% 5	16.39% 20	41.80% 51	17.21% 21	20.49% 25	122	3.34
Excessive temptations to make needless purchases	37.19% 45	33.06% 40	10.74% 13	11.57% 14	7.44% 9	121	2.19
Expectations of immediate gratification	15.45% 19	23.58% 29	26.02% 32	15.45% 19	19.51% 24	123	3.00



### Q11 Status Quo Forces

Answered: 134 Skipped: 15



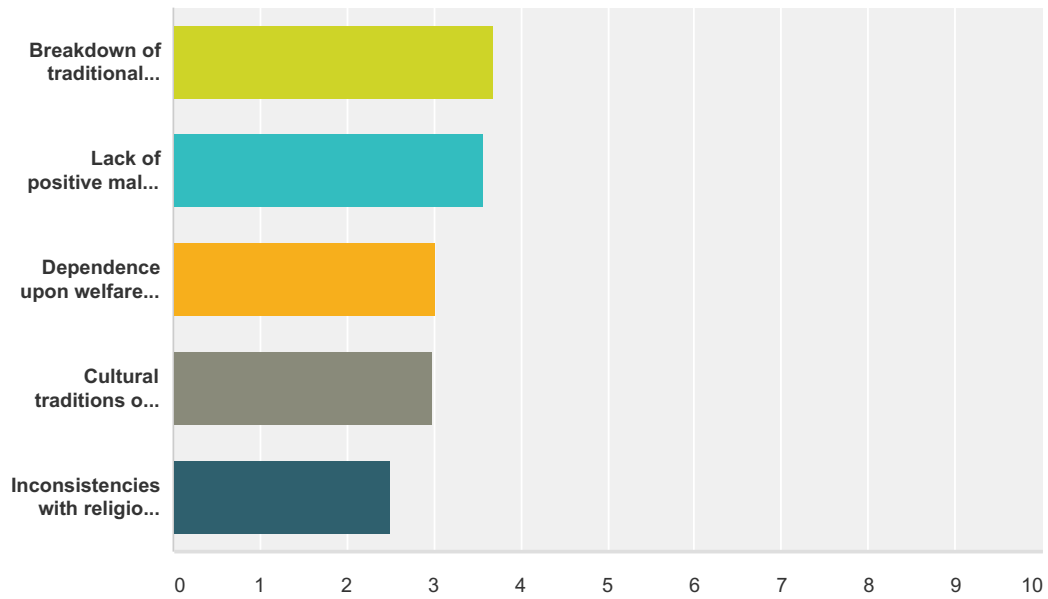


	Is NOT an obstacle	(no label)	Is an obstacle	(no label)	Is a major obstacle	Total
Rampant racism	25.78% 33	23.44% 30	31.25% 40	9.38% 12	10.16% 13	128

Residual or institutional racism	<b>11.45%</b> 15	<b>12.98%</b> 17	<b>41.22%</b> 54	<b>19.85%</b> 26	<b>14.50%</b> 19	131
Male insensitivity	<b>21.88%</b> 28	<b>23.44%</b> 30	<b>41.41%</b> 53	<b>10.94%</b> 14	<b>2.34%</b> 3	128
White privilege	<b>18.60%</b> 24	<b>17.05%</b> 22	<b>36.43%</b> 47	<b>17.83%</b> 23	<b>10.08%</b> 13	129
The old boy network	<b>15.63%</b> 20	<b>19.53%</b> 25	<b>38.28%</b> 49	<b>16.41%</b> 21	<b>10.16%</b> 13	128
People find their own opportunities diminished	<b>11.90%</b> 15	<b>19.84%</b> 25	<b>41.27%</b> 52	<b>13.49%</b> 17	<b>13.49%</b> 17	126
Programs create unnecessary sense of victimhood	<b>25.00%</b> 33	<b>27.27%</b> 36	<b>19.70%</b> 26	<b>10.61%</b> 14	<b>17.42%</b> 23	132

### Q12 Cultural Factors

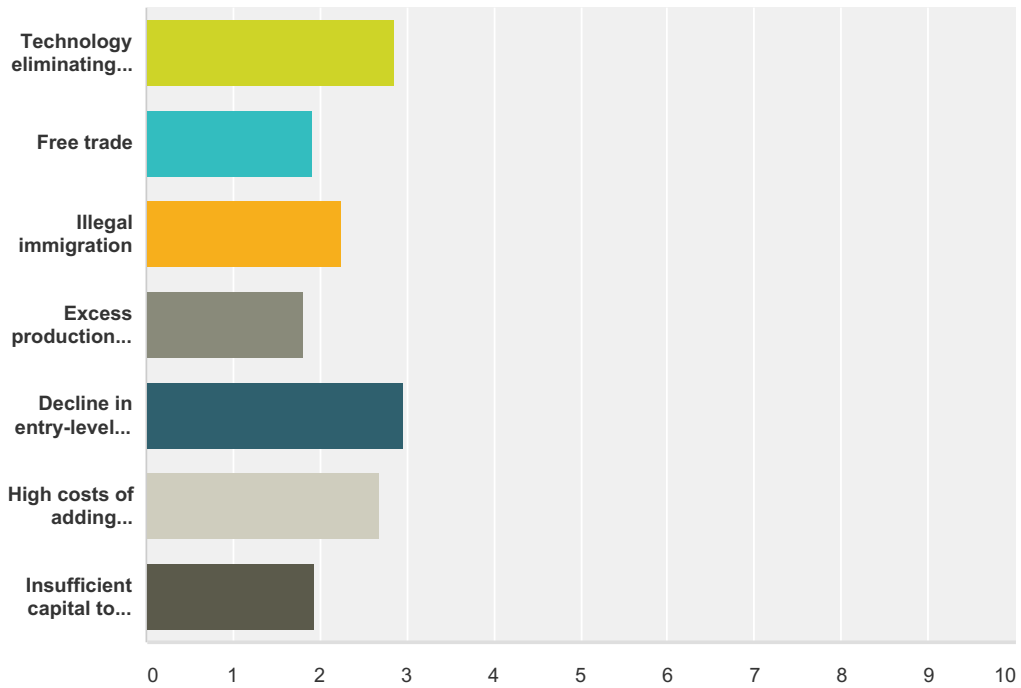
Answered: 135 Skipped: 14



	Is NOT an obstacle	(no label)	Is an obstacle	(no label)	Is a major obstacle	Total	Weighted Average
Breakdown of traditional family structures	5.22% 7	16.42% 22	23.88% 32	12.69% 17	41.79% 56	134	3.69
Lack of positive male role models	4.44% 6	17.04% 23	25.19% 34	22.96% 31	30.37% 41	135	3.58
Dependence upon welfare measures	17.16% 23	23.13% 31	23.13% 31	12.69% 17	23.88% 32	134	3.03
Cultural traditions of poor communities	15.79% 21	18.05% 24	33.83% 45	15.79% 21	16.54% 22	133	2.99
Inconsistencies with religious faith	25.20% 32	29.13% 37	25.20% 32	11.02% 14	9.45% 12	127	2.50

### Q13 Economic Forces

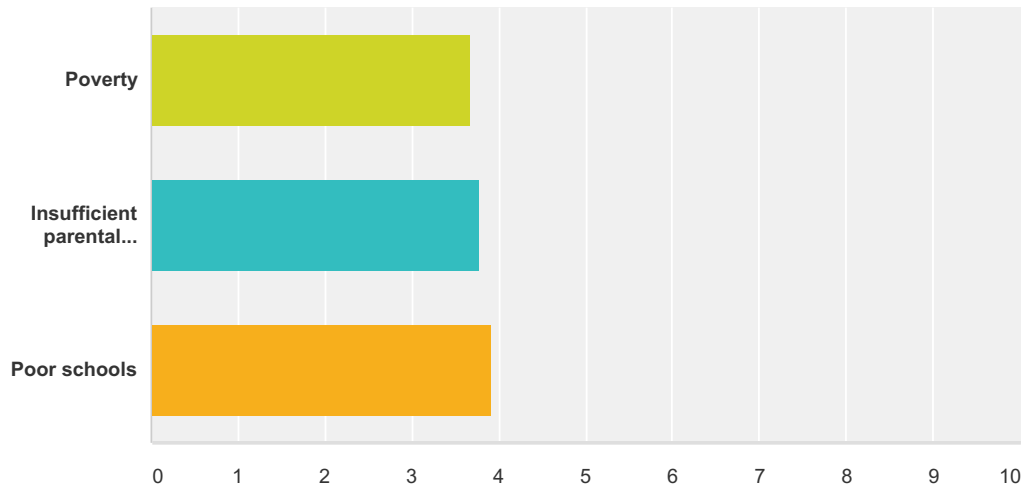
Answered: 134 Skipped: 15



	Is NOT an obstacle	(no label)	Is an obstacle	(no label)	Is a major obstacle	Total	Weighted Average
Technology eliminating middle class jobs	16.28% 21	20.16% 26	37.21% 48	13.95% 18	12.40% 16	129	2.86
Free trade	43.41% 56	31.01% 40	17.05% 22	6.20% 8	2.33% 3	129	1.93
Illegal immigration	39.23% 51	27.69% 36	15.38% 20	4.62% 6	13.08% 17	130	2.25
Excess production capacity	43.55% 54	38.71% 48	12.90% 16	2.42% 3	2.42% 3	124	1.81
Decline in entry-level employment opportunities	12.98% 17	19.08% 25	37.40% 49	19.85% 26	10.69% 14	131	2.96
High costs of adding employees	19.38% 25	27.13% 35	28.68% 37	13.95% 18	10.85% 14	129	2.70
Insufficient capital to assume risk of expanding capacity	41.27% 52	35.71% 45	14.29% 18	4.76% 6	3.97% 5	126	1.94

### Q14 Social Conditions

Answered: 135 Skipped: 14



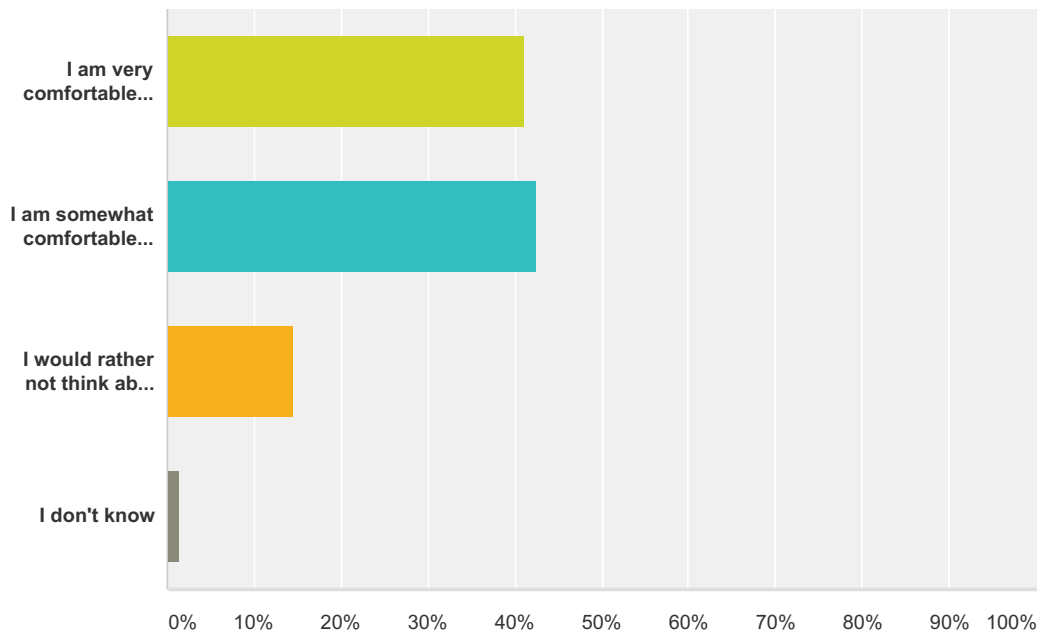
	Is NOT an obstacle	(no label)	Is an obstacle	(no label)	Is a major obstacle	Total	Weighted Average
Poverty	6.06% 8	6.06% 8	36.36% 48	16.67% 22	34.85% 46	132	3.68
Insufficient parental involvement in education	2.26% 3	10.53% 14	32.33% 43	16.54% 22	38.35% 51	133	3.78
Poor schools	1.48% 2	8.15% 11	25.93% 35	25.93% 35	38.52% 52	135	3.92

**Q15 As an individual, what can you do to advance Dr. King's Dream today?**

Answered: 98 Skipped: 51

### Q16 How do you feel about the idea of getting older?

Answered: 136 Skipped: 13

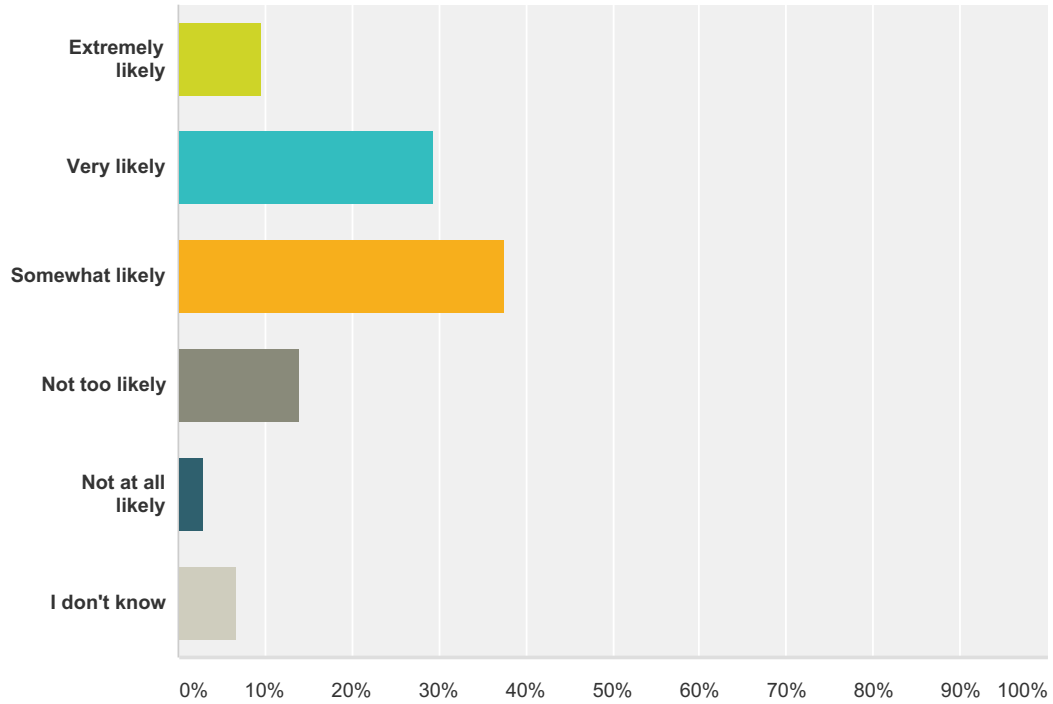


Answer Choices	Responses
I am very comfortable thinking about it	41.18% 56
I am somewhat comfortable thinking about it	42.65% 58
I would rather not think about it	14.71% 20
I don't know	1.47% 2
<b>Total</b>	<b>136</b>



### Q17 How likely do you think it is that you will personally require ongoing living assistance some day?

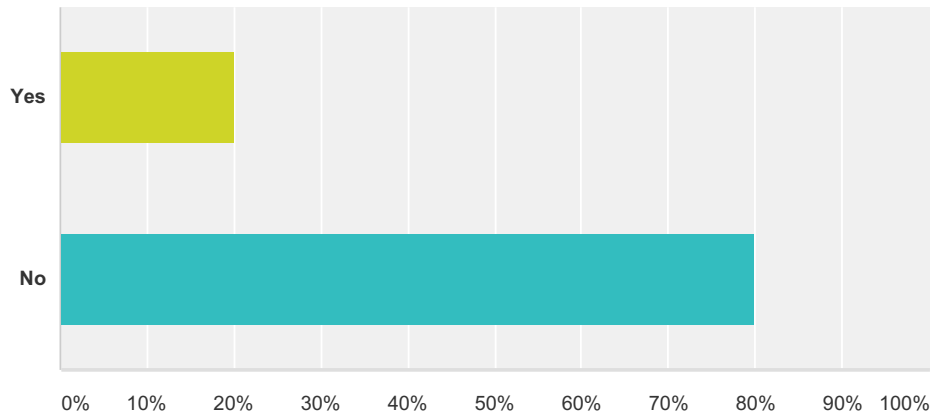
Answered: 136 Skipped: 13



Answer Choices	Responses
Extremely likely	9.56% 13
Very likely	29.41% 40
Somewhat likely	37.50% 51
Not too likely	13.97% 19
Not at all likely	2.94% 4
I don't know	6.62% 9
<b>Total</b>	<b>136</b>

**Q18 Within the past 5 years, have you known a family member or close friend whom you felt did not receive the social and logistical support necessary to live at home with a chronic condition or advancing frailty?**

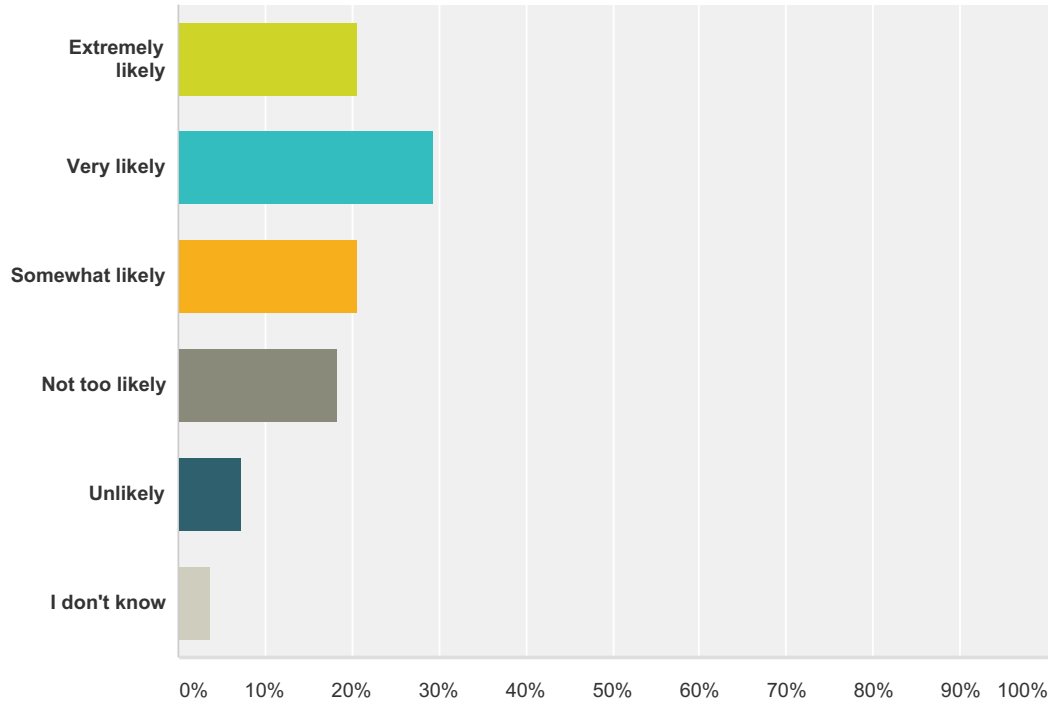
Answered: 135 Skipped: 14



Answer Choices	Responses
Yes	20.00% 27
No	80.00% 108
<b>Total</b>	<b>135</b>

### Q19 How likely is it that an aging family member or close friend will need ongoing living assistance in the next 5 years?

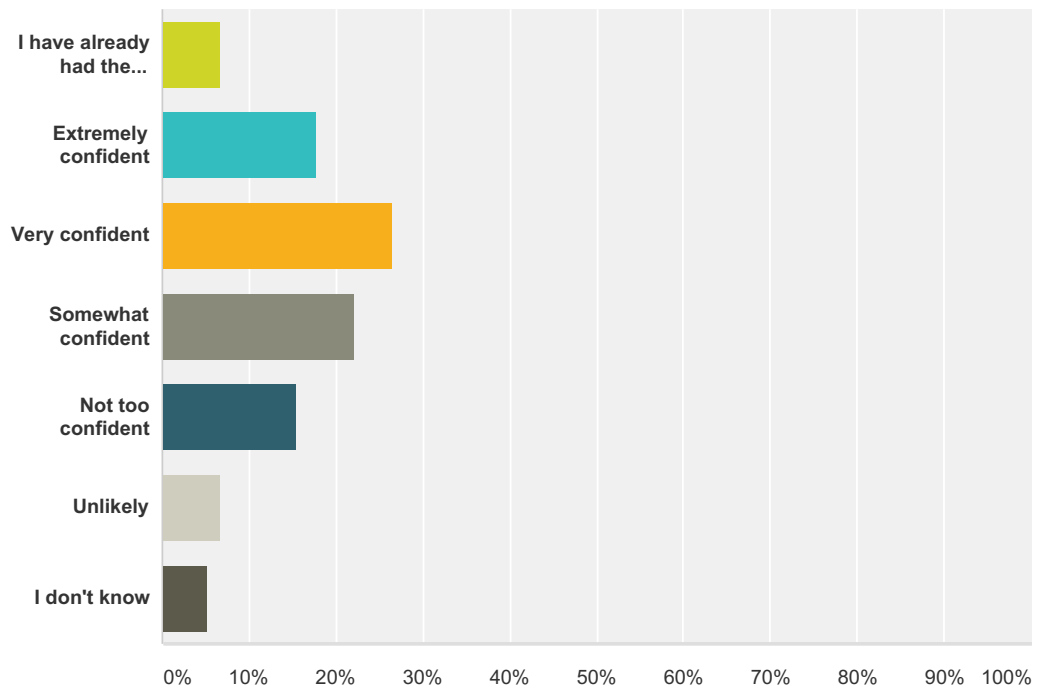
Answered: 136 Skipped: 13



Answer Choices	Responses
Extremely likely	20.59% 28
Very likely	29.41% 40
Somewhat likely	20.59% 28
Not too likely	18.38% 25
Unlikely	7.35% 10
I don't know	3.68% 5
<b>Total</b>	<b>136</b>

### Q20 How confident are you that your physician will initiate a conversation with you about your treatment options near the end of life?

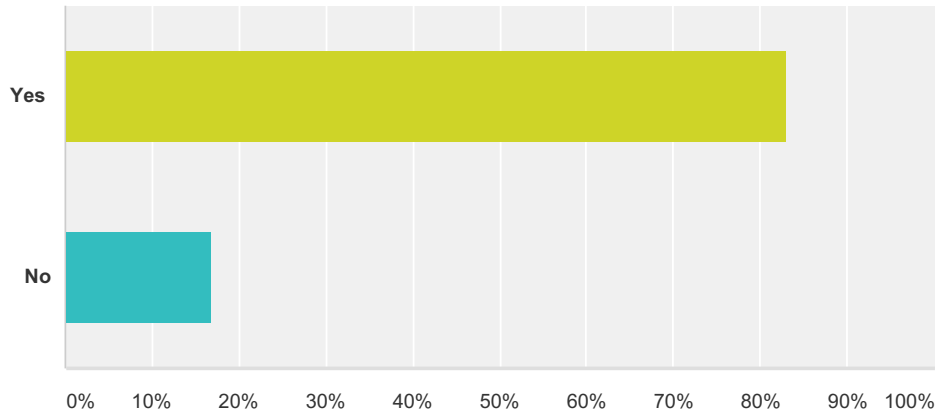
Answered: 136 Skipped: 13



Answer Choices	Responses
I have already had the conversation	6.62% 9
Extremely confident	17.65% 24
Very confident	26.47% 36
Somewhat confident	22.06% 30
Not too confident	15.44% 21
Unlikely	6.62% 9
I don't know	5.15% 7
<b>Total</b>	<b>136</b>

**Q21 Have you completed a formal written advanced care planning document, which identifies who should make health care decisions for you, should you no longer be able to make such decisions for yourself?**

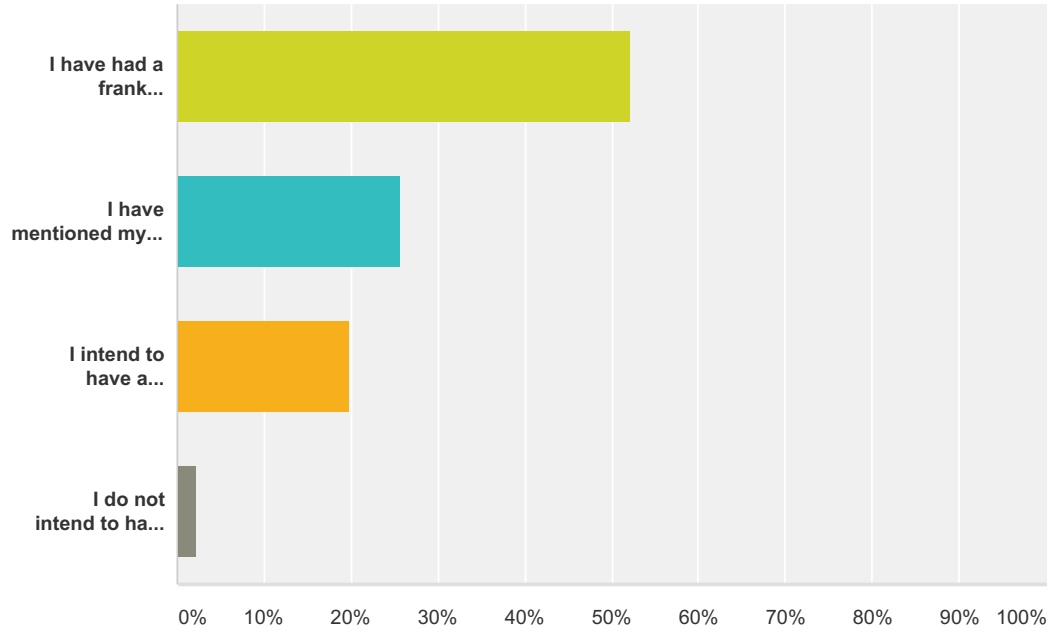
Answered: 136 Skipped: 13



Answer Choices	Responses
Yes	83.09% 113
No	16.91% 23
<b>Total</b>	<b>136</b>

### Q22 Have you had a conversation with your family members about your preferences for medical treatment should you become unable to make decisions for yourself?

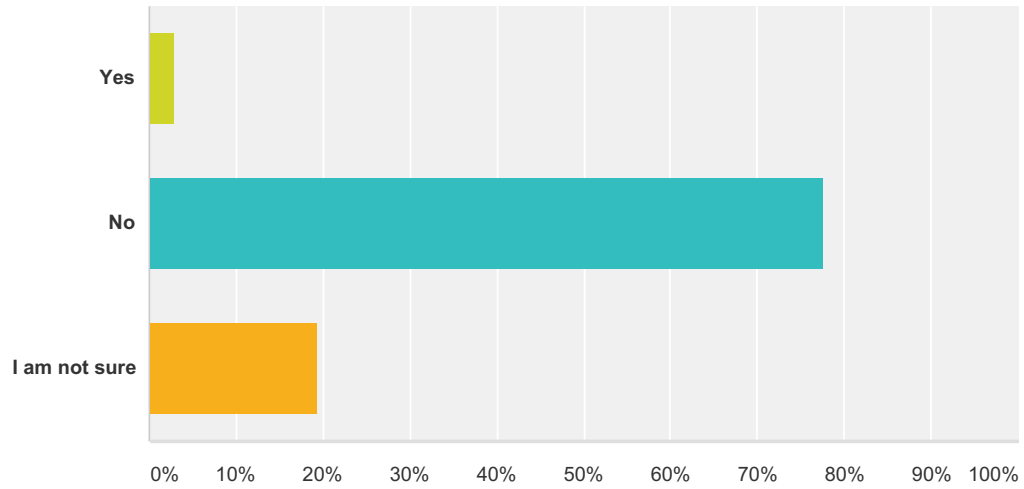
Answered: 136 Skipped: 13



Answer Choices	Responses	
I have had a frank conversation	52.21%	71
I have mentioned my preferences to family, but am unsure my family members fully understand them	25.74%	35
I intend to have a conversation	19.85%	27
I do not intend to have a conversation	2.21%	3
<b>Total</b>		<b>136</b>

### Q23 If you develop dementia and can no longer feed yourself, would you want to have a feeding tube inserted into your stomach?

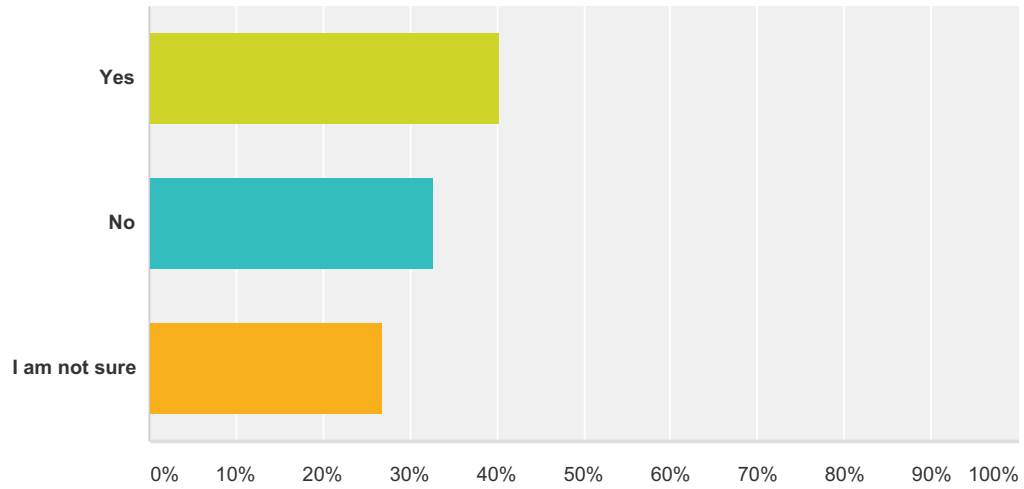
Answered: 134 Skipped: 15



Answer Choices	Responses
Yes	2.99% 4
No	77.61% 104
I am not sure	19.40% 26
<b>Total</b>	<b>134</b>

**Q24 If an accurate test were developed to detect the risk of Alzheimer's disease and there were no means to prevent it, would you take the test?**

Answered: 134 Skipped: 15

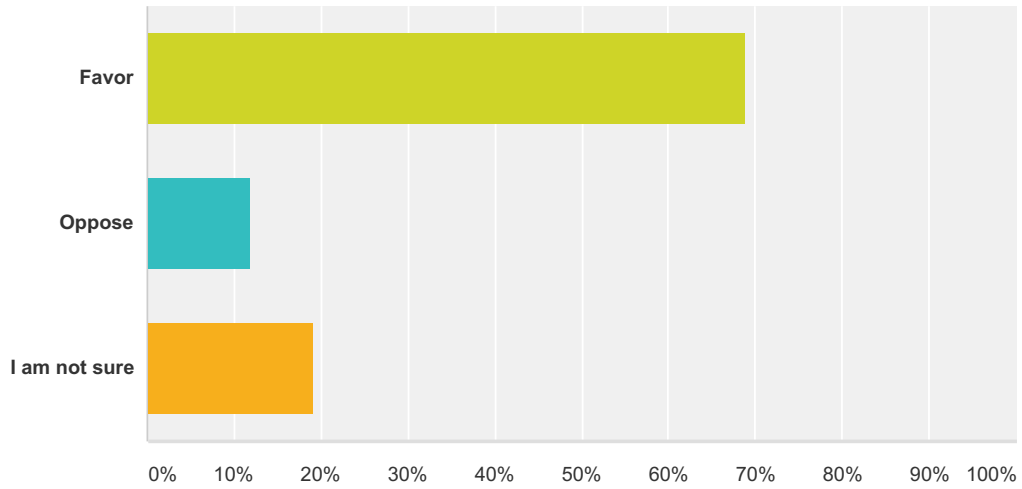


Answer Choices	Responses
Yes	40.30% 54
No	32.84% 44
I am not sure	26.87% 36
<b>Total</b>	<b>134</b>



### Q25 How do you feel about the legalization of physician-assisted suicide, or what are sometimes called "death with dignity" laws?

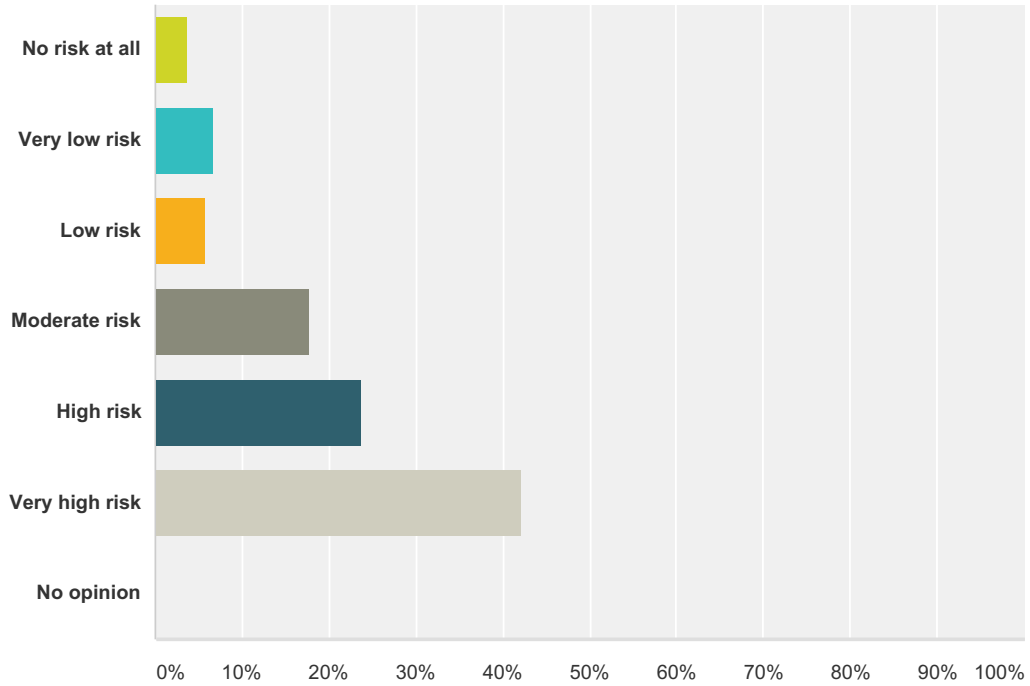
Answered: 135 Skipped: 14



Answer Choices	Responses
Favor	68.89% 93
Oppose	11.85% 16
I am not sure	19.26% 26
<b>Total</b>	<b>135</b>

### Q26 How much risk do you believe global warming poses to human health, safety, or prosperity?

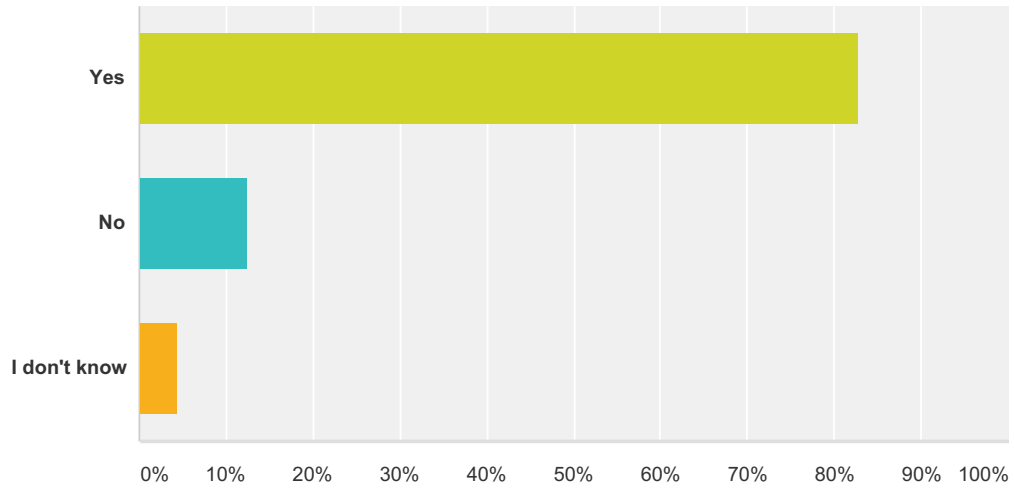
Answered: 135 Skipped: 14



Answer Choices	Responses
No risk at all	3.70% 5
Very low risk	6.67% 9
Low risk	5.93% 8
Moderate risk	17.78% 24
High risk	23.70% 32
Very high risk	42.22% 57
No opinion	0.00% 0
<b>Total</b>	<b>135</b>

**Q27 From what you've read and heard, is there solid evidence that the average temperature on earth has been getting warmer over the past few decades, or not?**

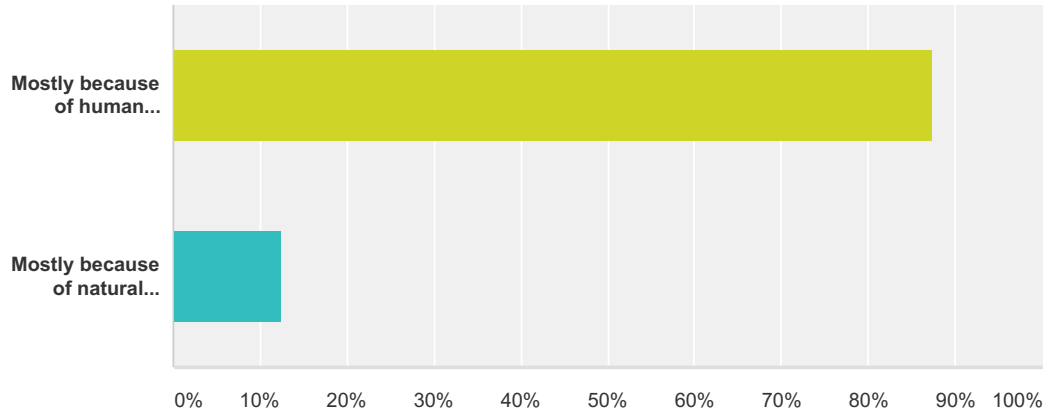
Answered: 135 Skipped: 14



Answer Choices	Responses
Yes	82.96% 112
No	12.59% 17
I don't know	4.44% 6
<b>Total</b>	<b>135</b>

### Q28 If you answered YES to the previous question, why do you believe that the earth is getting warmer?

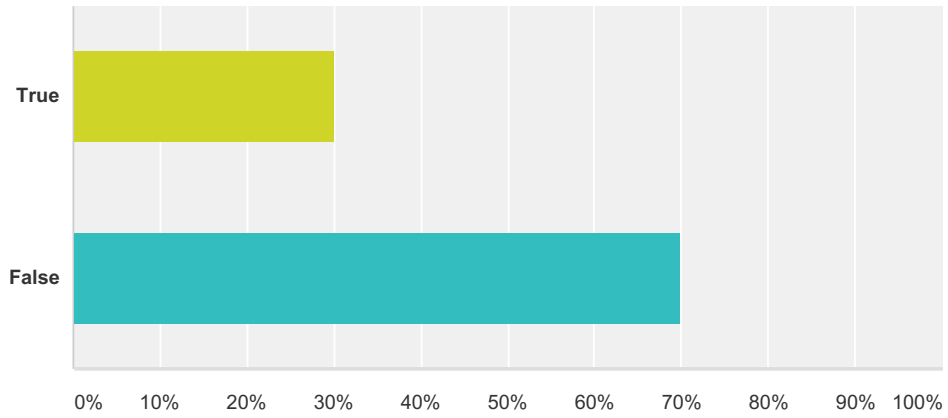
Answered: 112 Skipped: 37



Answer Choices	Responses
Mostly because of human activity such as burning fossil fuels	87.50% 98
Mostly because of natural patterns in the earth's environment	12.50% 14
<b>Total</b>	<b>112</b>

**Q29 Climate Scientists believe that water vapor traps more heat in the earth's atmosphere than any other greenhouse gas.**

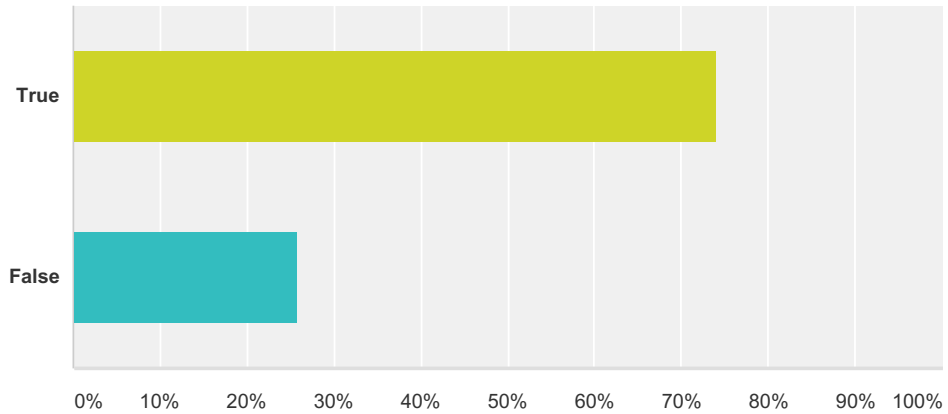
Answered: 123 Skipped: 26



Answer Choices	Responses
True	30.08% 37
False	69.92% 86
<b>Total</b>	<b>123</b>

**Q30 Climate scientists have concluded that the average, annual global temperatures were higher in the first decade of the twenty-first century (2000-2009) than in last decade of the twentieth century (1990-1999)**

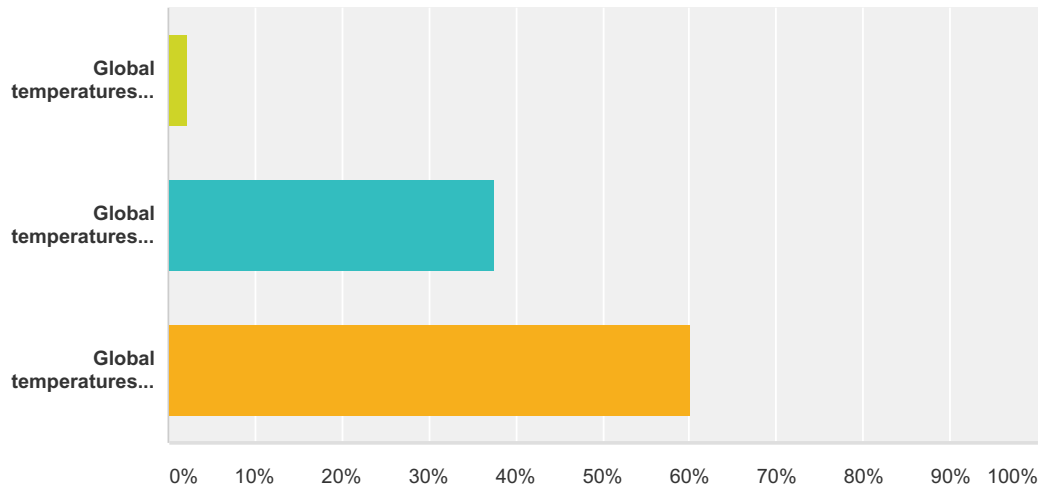
Answered: 127 Skipped: 22



Answer Choices	Responses
True	74.02% 94
False	25.98% 33
<b>Total</b>	<b>127</b>

### Q31 What do climate scientists believe would happen if human beings stopped emitting carbon dioxide tomorrow?

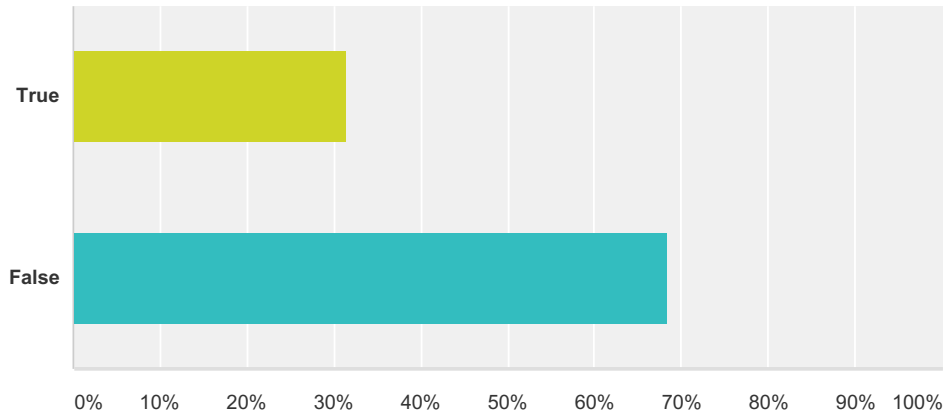
Answered: 128 Skipped: 21



Answer Choices	Responses
Global temperatures would immediately begin to drop	2.34% 3
Global temperatures would continue to rise	37.50% 48
Global temperatures would stop rising, flatten out, and then drop	60.16% 77
<b>Total</b>	<b>128</b>

**Q32 Climate scientists have concluded that the increase of atmospheric carbon dioxide associated with the burning of fossil fuels will reduce photosynthesis by plants**

Answered: 127 Skipped: 22

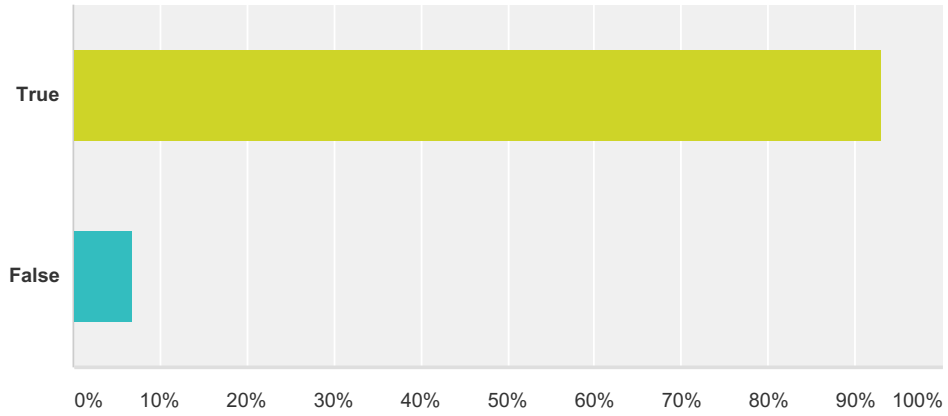


Answer Choices	Responses
True	31.50% 40
False	68.50% 87
<b>Total</b>	<b>127</b>



### Q33 Climate scientists believe that human-caused global warming will result in flooding of many coastal regions

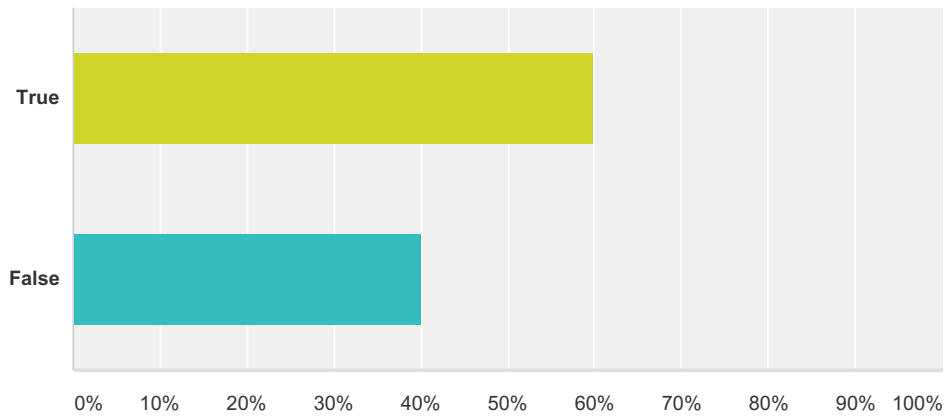
Answered: 131 Skipped: 18



Answer Choices	Responses
True	93.13% 122
False	6.87% 9
<b>Total</b>	<b>131</b>

### Q34 Climate scientists have predicted that human-caused global warming will increase the risk of skin cancer in human beings

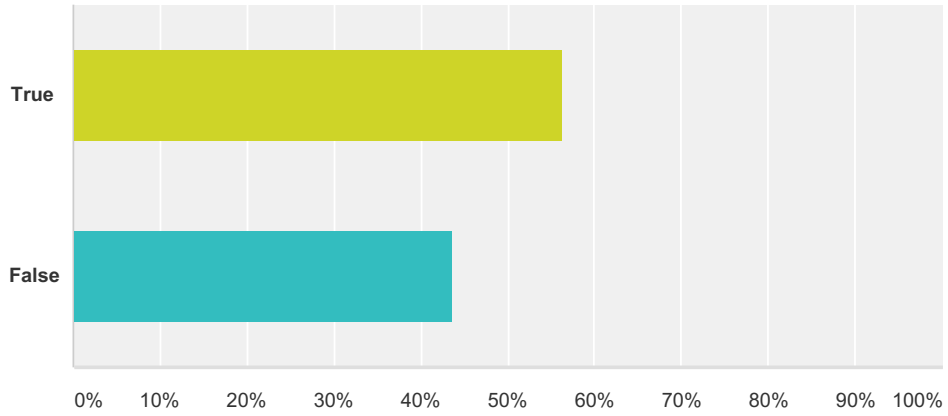
Answered: 127 Skipped: 22



Answer Choices	Responses
True	59.84% 76
False	40.16% 51
<b>Total</b>	<b>127</b>

### Q35 Climate scientists have determined that industrial sulfur emissions are a source of human-caused global warming

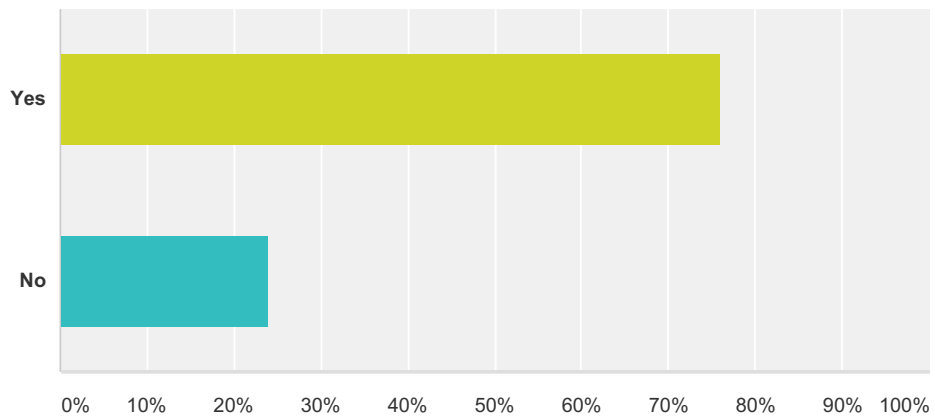
Answered: 124 Skipped: 25



Answer Choices	Responses
True	56.45% 70
False	43.55% 54
<b>Total</b>	<b>124</b>

### Q36 Finally, I will attend the Yale Class of 1965 50th Reunion on May 28-31.

Answered: 125 Skipped: 24



Answer Choices	Responses
Yes	76.00% 95
No	24.00% 30
<b>Total</b>	<b>125</b>